



Demographics Report

Dynamic Measurement of Demographics

Demographics Report for:

11358 Lakebrook Court

Orland Park, IL 60467

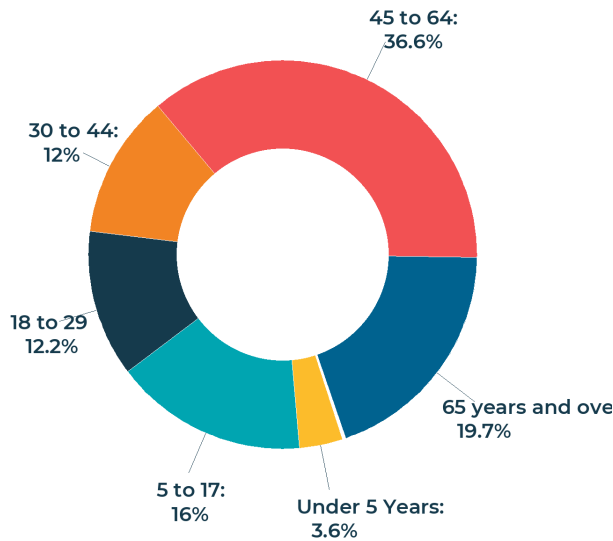
Latitude: 41.576051

Longitude: -87.894694

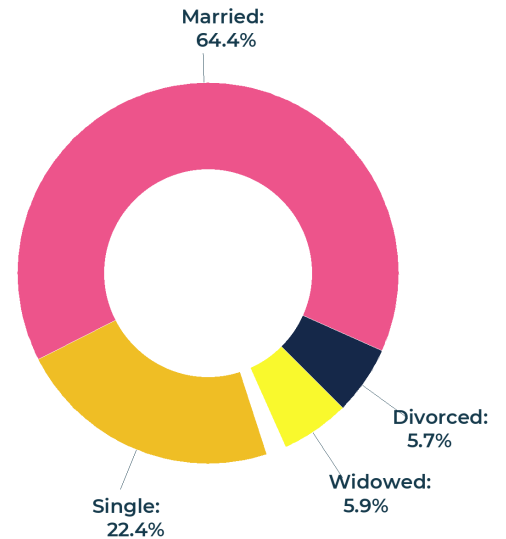
Demographics Report for: 11358 Lakebrook Court, Orland Park, IL 60467

Age / Marital Status

Age

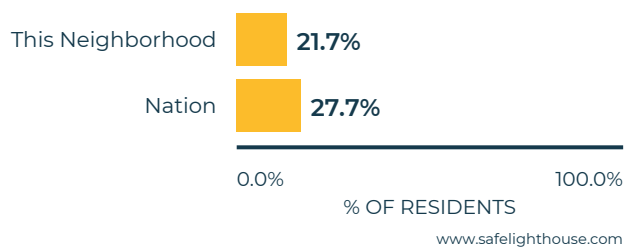


Marital Status

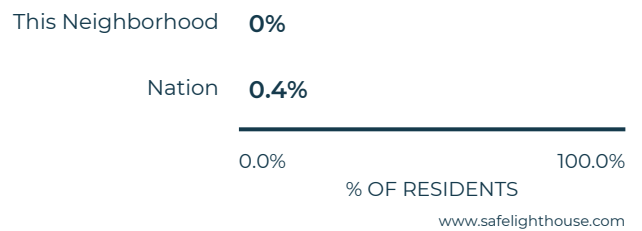


Household Types

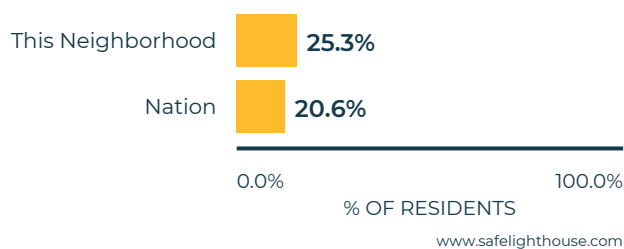
One Person Households



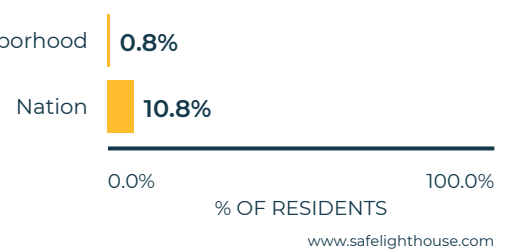
Same Sex Partners



Married Couple with Child

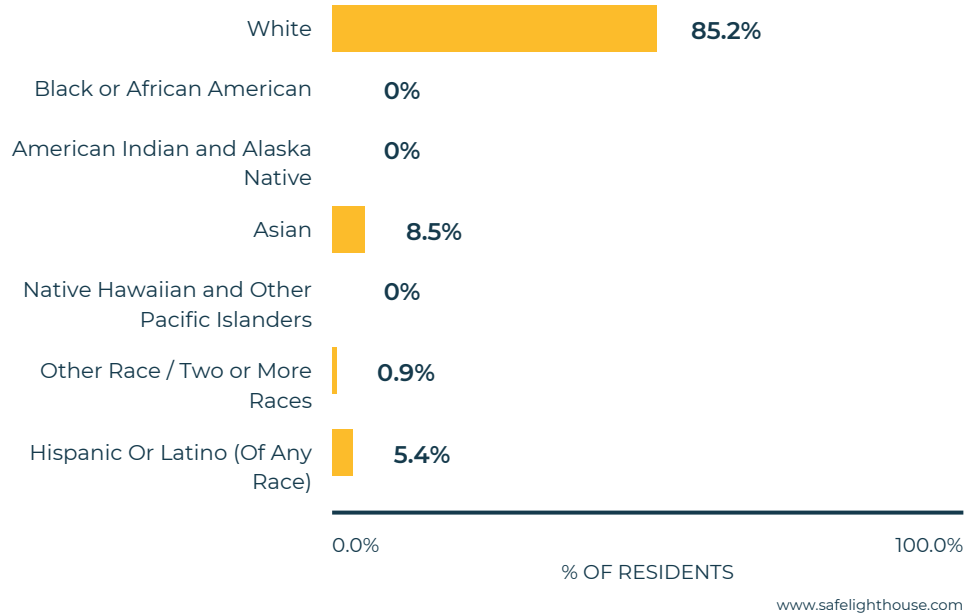


Single Parent with Child

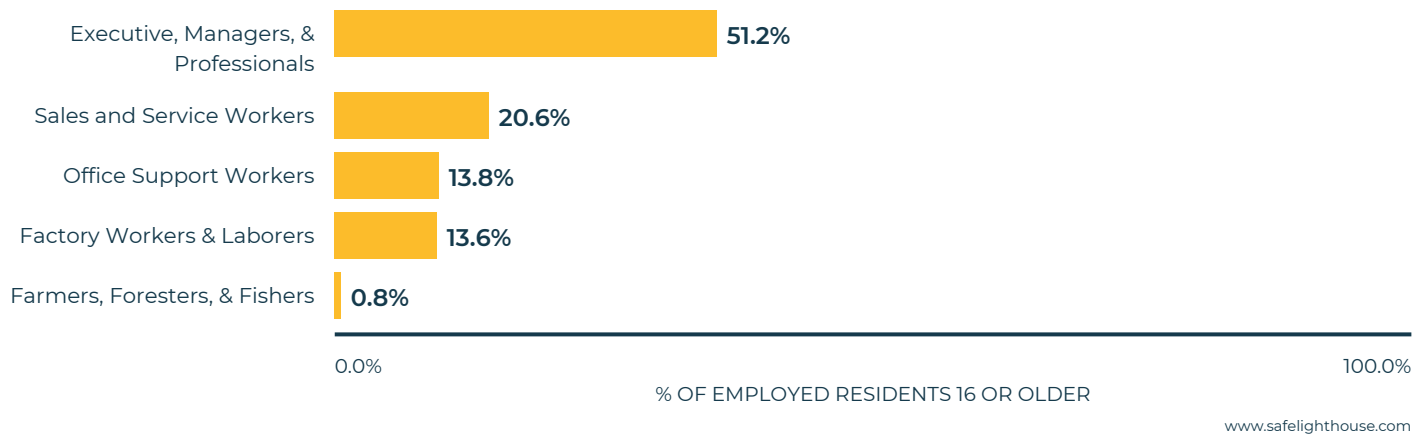


Demographics Report for: 11358 Lakebrook Court, Orland Park, IL 60467


Race & Ethnic Diversity



Occupations










Median Household Income








Demographics Report for: 11358 Lakebrook Court, Orland Park, IL 60467

LIFESTYLE

 Young Single Professionals	51.6%	Poor
 Luxury Communities	84.8%	Very Good
 Retirement Dream Areas	69.8%	Poor
 College Student Friendly	45.6%	Poor
 Family Friendly	83.6%	Very Good
 Vacation Home Locations		Poor
 First Time Homebuyers		Poor

SPECIAL CHARACTER

 Urban Sophisticates	83.8%	Very Good
 Hip Trendy	32%	Poor
 Walkable	22.4%	Poor
 Quiet	73.6%	Good
 Nautical		Poor

Demographics Report for: 11358 Lakebrook Court, Orland Park, IL 60467

Education

Percent with College Degree



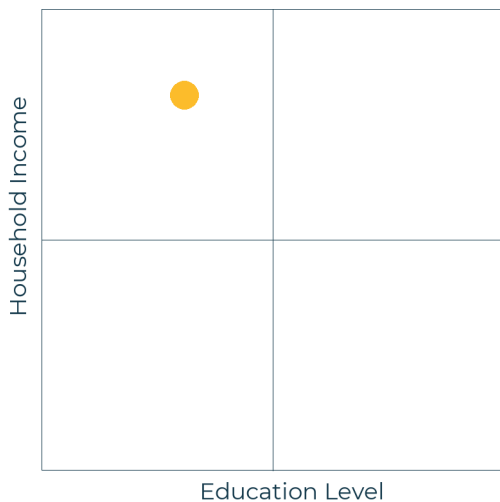
www.safelighthouse.com

Percent with Advance Degree



www.safelighthouse.com

Income and Education



Demographics

Demographics shape the fates of nations, cities, and neighborhoods. Our Demographic Analytics derive insights from hundreds of raw inputs to produce one-of-a-kind data patterns for population, migration, lifestyle suitability, walkability, cultural character, education, incomes, ages, employment, diversity, and more. Indexed against national averages for comparison. Coverage for every neighborhood and address in America.

How You Can Use Demographic Analytics:

- Investing: The types of households in a neighborhood- singles versus families, and peoples' transience, drive demand for specific kinds of apartments and houses
- Builders, marketers and others can know the cultural character of any neighborhood, instantly
- Takes the guess-work out of understanding any neighborhood's wealth, sophistication, and values, assess comparables, unlock opportunity

What's Unique About Our Demographics?

- Complete lifestyle segmentation from college student friendly, to retirement and all stages in between
- Cultural character is quantified: urbane, hip, quiet, walkability, nautical
- Neighborhood- median household income, diversity index, and more. Seamless 100% U.S. coverage. Enter an address, get a full demographics profile report